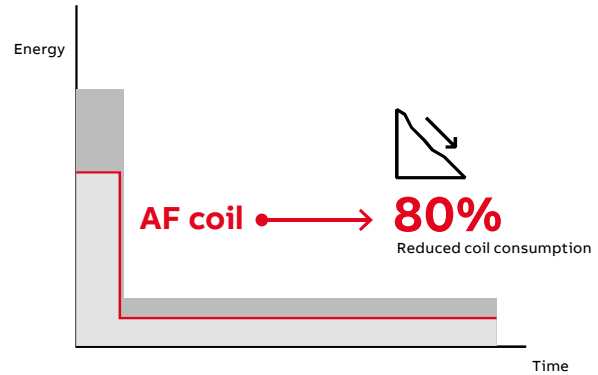


AF technology

Main Benefits



Conventional AC coil

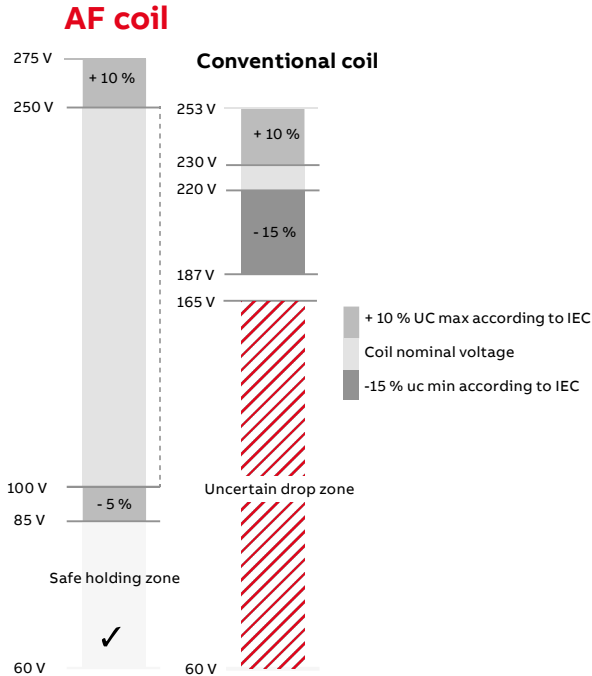


Reliable in all networks

The electronic system within the AF contactor continuously monitor the current and voltage apply to the coil. The contactor is safely operated in an always optimized condition and hum free.


Reduced coil consumption

AF coil and energy consumption is reduced up to 80%. This allows a reduction of the temperature rise, the size of control transformers and size of cabinets.



Wide control voltage range

With conventional contactor technology, different contactors are needed for different network voltages. Thanks to the wide operating range of the AF contactor, it can operate just as well in Europe as in Asia or North America. The core coil of the AF contactor range covers 100-250 V AC / DC, 50 / 60 Hz.



Built-in surge suppression

With conventional contactor technology, it is recommended to use an external surge suppressor, an accessory that could cost as much as half of the contactor. With the AF technology, the surges are handled by the contactor and never reach the control circuit. One less product and one less complication to worry about.

Select AF contactor dedicated to your control circuit application



Direct coil control

Contactor coils are operated directly with an auxiliary contact or PLC-output or indirectly through an interface relay. For direct coil control, the switching capacity of coil operating device (auxiliary contact, solid state PLC-output, ...) must be verified versus the coil consumption at closing and at holding.

AF09...AF2850 - 4 to 400kW - AC / DC operated

	AF09...AF370		Coil code
+10%	24...60 V	AC / DC	11
	48...130 V	AC / DC	12
	100...250 V	AC / DC	13
	250...500 V	AC / DC	14
-15%	AF400...AF1250		
	24...60 V	DC	68
	48...130 V	AC / DC	69
	100...250 V	AC / DC	70
	250...500 V	AC / DC	71
	AF1350...AF2850		
	100...250 V	AC / DC	70

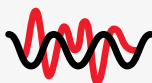
- AC / DC operation
- Wide control voltage range
- With built-in surge protection

AF09Z...AF38Z designed for PLC - 4 to 18.5 kW - 24 V DC operated

Voltage range	Coil code
24 V DC	30

- Allow direct control by 24 V DC \geq 250 mA PLC-output
- Pull-in consumption 6 W 250 mA
- Holding consumption 1.7 W
- N.O. contact opening time 29 ms and closing time 53 ms
- With built-in surge protection

AF09Z...AF38Z for specific applications - 4 to 18.5 kW - AC / DC operated



Voltage range		Coil code
12...60 V	DC	20
24...60 V	AC / DC	21
48...130 V	AC / DC	22
100...250 V	AC / DC	23

- Coil 20 covers 12 ... 20 V DC applications
- Coil allow direct control by 24 V DC \geq 500 mA PLC-output
- Coil 21, 22 and 23 can withstand short voltage sags and dips with reference to SEMI F47 conditions of use
- With built-in surge protection