

auxiliary switch, on the front, 2 NO, .3/4, .3/4, --/--, --/--, current path: 1 NO, 1 NO, --, --, spring-loaded terminal, for contactors 3RT2 and contactor relays 3RH2

|   |                                     |
|---|-------------------------------------|
| product brand name  | SIRIUS                              |
| product category  | Auxiliary switch                    |
| product designation   | auxiliary switch                    |
| design of the product   | for snapping onto the front         |
| product type designation  | 3RH29                               |
| suitability for use   | Contactor relay and power contactor |
| <b>General technical data</b>                                     |                                     |
| size of contactor   | S00, S0, S2, S3                     |
| insulation voltage with degree of pollution 3 at AC rated value   | 690 V                               |
| surge voltage resistance rated value                              | 6 kV                                |
| protection class IP on the front                                  | IP20                                |
| mechanical service life (operating cycles) typical                | 10 000 000                          |
| electrical endurance (operating cycles) at AC-15 at 230 V typical | 200 000                             |
| Substance Prohibitance (Date)                                     | 10/01/2009                          |
| number of NC contacts for auxiliary contacts                      |                                     |
| • instantaneous contact   | 0                                   |
| • lagging switching   | 0                                   |
| number of NO contacts for auxiliary contacts                      |                                     |
| • instantaneous contact   | 2                                   |
| • leading contact   | 0                                   |
| number of CO contacts of auxiliary contacts instantaneous contact | 0                                   |
| operational current at AC-15 at 690 V rated value                 | 1 A                                 |
| operational current of auxiliary contacts at AC-12                |                                     |
| • at 24 V   | 10 A                                |
| • at 230 V  | 10 A                                |
| operational current of auxiliary contacts at AC-12 maximum        | 10 A                                |
| operational current of auxiliary contacts at AC-15                |                                     |
| • at 24 V   | 6 A                                 |
| • at 230 V  | 6 A                                 |
| • at 400 V  | 3 A                                 |
| operational current of auxiliary contacts at DC-12                |                                     |
| • at 24 V   | 10 A                                |
| • at 110 V  | 3 A                                 |
| • at 220 V  | 1 A                                 |
| operational current with 2 current paths in series at DC-12       |                                     |
| • at 24 V rated value   | 10 A                                |
| • at 60 V rated value   | 10 A                                |
| • at 110 V rated value  | 4 A                                 |
| • at 220 V rated value  | 2 A                                 |

|  |   |
|--|---|
| <ul style="list-style-type: none"> <li>• at 440 V rated value</li> <li>• at 600 V rated value</li> </ul>   | 1.3 A<br>0.65 A   |
| <b>operational current with 3 current paths in series at DC-12</b>   |   |
| <ul style="list-style-type: none"> <li>• at 24 V rated value</li> <li>• at 60 V rated value</li> <li>• at 110 V rated value</li> <li>• at 220 V rated value</li> <li>• at 440 V rated value</li> <li>• at 600 V rated value</li> </ul>   | 10 A<br>10 A<br>10 A<br>3.6 A<br>2.5 A<br>1.8 A   |
| <b>operational current with 2 current paths in series at DC-13</b>   |   |
| <ul style="list-style-type: none"> <li>• at 24 V rated value</li> <li>• at 60 V rated value</li> <li>• at 110 V rated value</li> <li>• at 220 V rated value</li> <li>• at 440 V rated value</li> <li>• at 600 V rated value</li> </ul>   | 10 A<br>3.5 A<br>1.3 A<br>0.9 A<br>0.2 A<br>0.1 A   |
| <b>operational current with 3 current paths in series at DC-13</b>   |   |
| <ul style="list-style-type: none"> <li>• at 24 V rated value</li> <li>• at 60 V rated value</li> <li>• at 110 V rated value</li> <li>• at 220 V rated value</li> <li>• at 440 V rated value</li> <li>• at 600 V rated value</li> </ul>   | 10 A<br>4.7 A<br>3 A<br>1.2 A<br>0.5 A<br>0.26 A  |
| <b>operational current of auxiliary contacts at DC-13</b>  |   |
| <ul style="list-style-type: none"> <li>• at 24 V</li> <li>• at 48 V</li> <li>• at 60 V</li> <li>• at 110 V</li> <li>• at 125 V</li> <li>• at 220 V</li> <li>• at 250 V</li> </ul>  | 6 A<br>2 A<br>2 A<br>1 A<br>0.9 A<br>0.3 A<br>0.3 A   |
| <b>contact reliability of auxiliary contacts</b>   | 1 faulty switching per 100 million (17 V, 1 mA)   |
| <b>Ambient conditions</b>  |   |
| <b>ambient temperature</b>   |   |
| <ul style="list-style-type: none"> <li>• during operation</li> <li>• during storage</li> </ul>   | -25 ... +60 °C<br>-55 ... +80 °C  |
| <b>Safety related data</b>   |   |
| <b>product function</b>  |   |
| <ul style="list-style-type: none"> <li>• mirror contact according to IEC 60947-4-1</li> <li>• positively driven operation according to IEC 60947-5-1</li> </ul>  | Yes; with 3RT2<br>Yes   |
| contact reliability of auxiliary contacts  | 1 faulty switching per 100 million (17 V, 1 mA)   |
| <b>Installation/ mounting/ dimensions</b>  |   |
| <b>fastening method</b>  | snap-on mounting  |
| <b>height</b>  | 41.5 mm   |
| <b>width</b>   | 36 mm   |
| <b>depth</b>   | 47.7 mm   |
| <b>Connections/ Terminals</b>  |   |
| type of electrical connection for auxiliary and control circuit  | spring-loaded terminals   |
| <b>connectable conductor cross-section for auxiliary contacts</b>  |   |
| <ul style="list-style-type: none"> <li>• solid or stranded</li> <li>• finely stranded with core end processing</li> <li>• finely stranded without core end processing</li> </ul>   | 0.5 ... 2.5 mm <sup>2</sup><br>0.5 ... 2.5 mm <sup>2</sup><br>0.5 ... 2.5 mm <sup>2</sup>                                     |
| <b>type of connectable conductor cross-sections</b>  |   |
| <ul style="list-style-type: none"> <li>• for auxiliary contacts               <ul style="list-style-type: none"> <li>— solid or stranded</li> <li>— finely stranded with core end processing</li> <li>— finely stranded without core end processing</li> </ul> </li> <li>• at AWG cables for auxiliary contacts</li> </ul> | 2x (0.5 ... 2.5 mm <sup>2</sup> )<br>2x (0.5 ... 1.5 mm <sup>2</sup> )<br>2x (0.5 ... 2.5 mm <sup>2</sup> )<br>2x (20 ... 14) |
| AWG number as coded connectable conductor cross section for auxiliary contacts   | 20 ... 14   |
| <b>Certificates/ approvals</b>   |   |

## General Product Approval



[Confirmation](#)



[KC](#)



|     |                                       |                           |                   |
|-----|---------------------------------------|---------------------------|-------------------|
| EMC | Functional Safety/Safety of Machinery | Declaration of Conformity | Test Certificates |
|-----|---------------------------------------|---------------------------|-------------------|



[Type Examination Certificate](#)



EG-Konf.



[Special Test Certificate](#)

[Type Test Certificates/Test Report](#)

## Marine / Shipping



|                   |       |         |
|-------------------|-------|---------|
| Marine / Shipping | other | Railway |
|-------------------|-------|---------|



[Confirmation](#)



VDE

[Special Test Certificate](#)

[Type Test Certificates/Test Report](#)

[Vibration and Shock](#)

## Environment

[Environmental Confirmations](#)

## Further information

Siemens has decided to exit the Russian market (see here).

<https://press.siemens.com/global/en/pressrelease/siemens-wind-down-russian-business>

Siemens is working on the renewal of the current EAC certificates.

Please contact your local Siemens office on the status of validity of the EAC certification if you intend to import or offer to supply these products to an EAC relevant market (other than the sanctioned EAEU member states Russia or Belarus).

Information on the packaging

<https://support.industry.siemens.com/cs/ww/en/view/109813875>

Information- and Downloadcenter (Catalogs, Brochures,...)

<https://www.siemens.com/ic10>

Industry Mall (Online ordering system)

<https://mall.industry.siemens.com/mall/en/en/Catalog/product?mlfb=3RH2911-2HA20>

Cax online generator

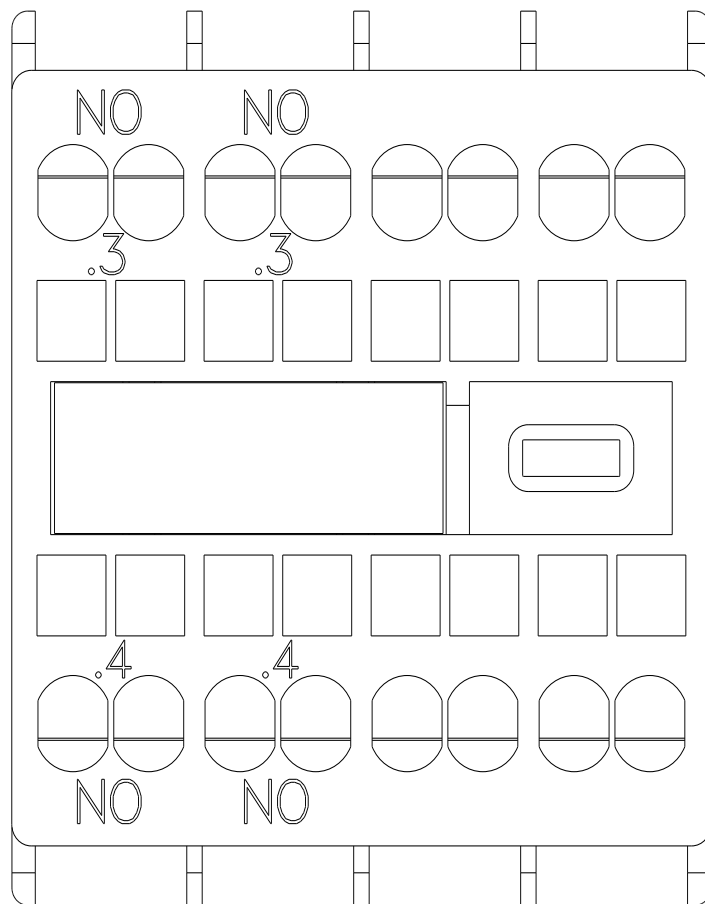
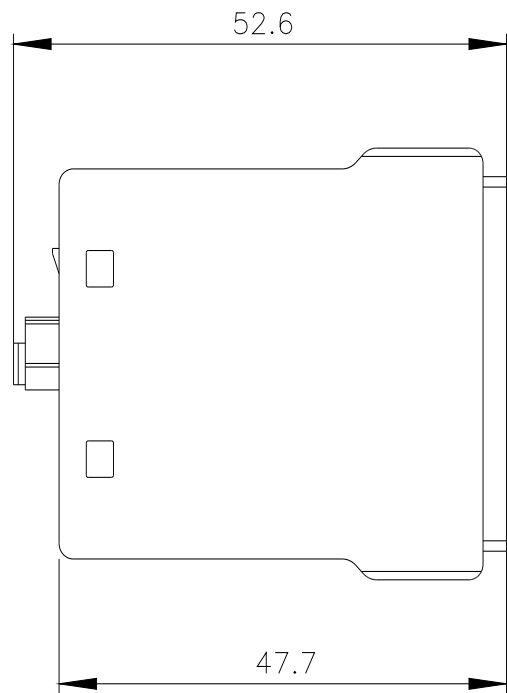
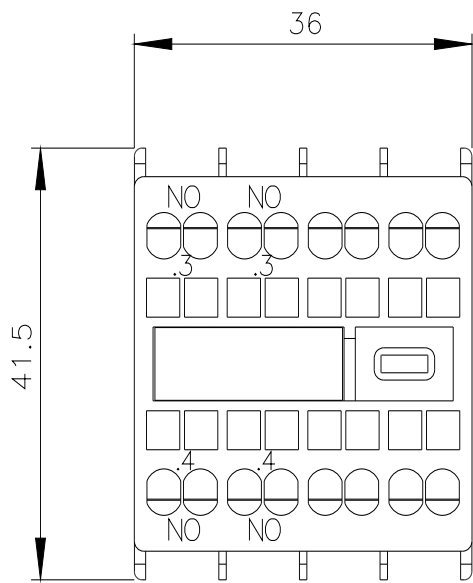
<http://support.automation.siemens.com/WW/CAXorder/default.aspx?lang=en&mlfb=3RH2911-2HA20>

Service&Support (Manuals, Certificates, Characteristics, FAQs,...)

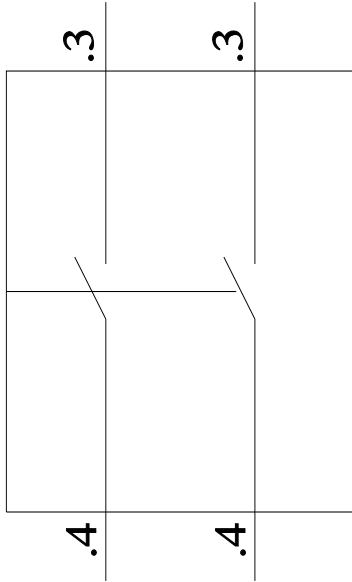
<https://support.industry.siemens.com/cs/ww/en/ps/3RH2911-2HA20>

Image database (product images, 2D dimension drawings, 3D models, device circuit diagrams, EPLAN macros, ...)

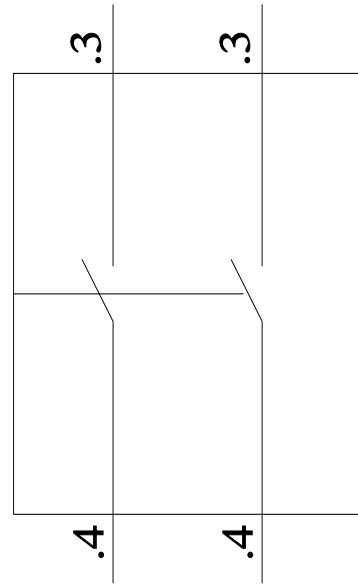
[http://www.automation.siemens.com/bilddb/cax\\_de.aspx?mlfb=3RH2911-2HA20&lang=en](http://www.automation.siemens.com/bilddb/cax_de.aspx?mlfb=3RH2911-2HA20&lang=en)



# 3RT2



# 3RH2



last modified:

1/18/2021 